

Club Notes:



December 2012

Special Design Requests

One of the best things about being a Crown Jewels Club member is the special design request options. In order to streamline this a bit, we have some tips to pass along for when you make your request:

What type of pattern(s) do you need? Block, Border, Border Corner, Triangle, Sash, Diamonds, parallelograms, point-to-point, edge-to-edge.

Do you want your edge-to-edge patterns to be directional or non-directional, interlocking or squared?

If you need a diamond pattern, is it really a square on point? If not, what are the measurements of the diamond?

Do you want a parallelogram? Is it really two half-square triangles?

If you have special shapes you need patterns for, it would be really helpful if you could use your p2p line and make boundaries of those shapes for us on your Statler. If you have a different machine type without that function, simply sketch out your shape, add in the measurements & angles, and send us the sketch (or a photo of the sketch, or fax it to us (573-446-0421).

The more specific information you provide up front, the better able we are to make your patterns. Please be patient....if you have a particular vision in your mind for a quilt, remember that we can't see into your head, so communication is vital! (and visual aids are a real plus!)

Also, we all have deadlines....so please don't wait until the quilt is loaded and your deadline is the next day to request a special design.

This month's Club Notes newsletter contains a checklist of things to include when requesting patterns. We hope that it will help you collect all the pertinent information we need to help you make your quilts shine!


Happy Holidays,
Kim and Janet

The
Opal
Queen
contains 173
patterns,
including
47panos, a re-
tail value of
\$1965.




SEASON'S GREETINGS

Panos




Pattern: abc pano 001

Archive: Opal Queen



Pattern: ahtyana pano

Archive: Opal Queen



Pattern: airstream

Archive: Opal Queen



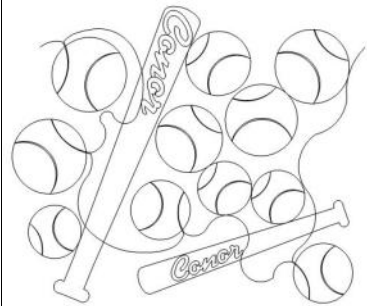
Pattern: autumn pano

Archive: Opal Queen



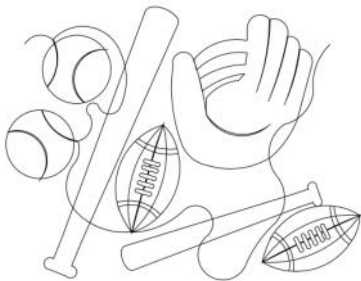
Pattern: avery pano 001

Archive: Opal Queen



Pattern: baseball conor

Archive: Opal Queen



Pattern: baseball football pano 001

Archive: Opal Queen




Pattern: bauman pano 001

Archive: Opal Queen



Pattern: benjamin pano 001

Archive: Opal Queen




Pattern: book pano 003

Archive: Opal Queen



Pattern: brianna pano 001


Archive: Opal Queen



Pattern: brooke pano


Archive: Opal Queen

Panos Con't.



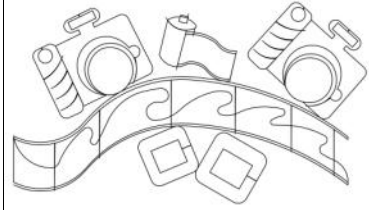
Pattern: bsa pano 002

Archive: Opal Queen



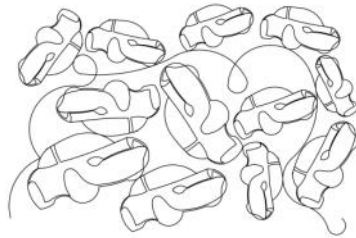
Pattern: call out pano 001

Archive: Opal Queen




Pattern: camera pano 003

Archive: Opal Queen




Pattern: car pano 001

Archive: Opal Queen



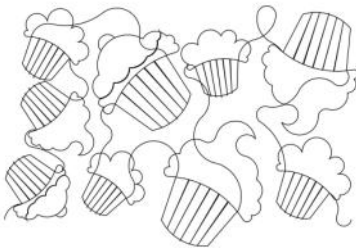
Pattern: casey pano 001

Archive: Opal Queen




Pattern: corn farm pano 001

Archive: Opal Queen



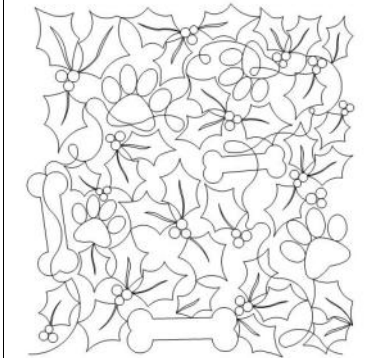
Pattern: cupcake pano 001

Archive: Opal Queen



Pattern: dobie pano 001

Archive: Opal Queen



Pattern: doggie christmas 001

Archive: Opal Queen




Pattern: fat cat pano 001

Archive: Opal Queen



Pattern: feather daisy pano 001


Archive: Opal Queen



Pattern: football blue 001

Archive: Opal Queen

Panos Cont.




Pattern: football saints 001

Archive: Opal Queen



Pattern: gecko pano 003

Archive: Opal Queen



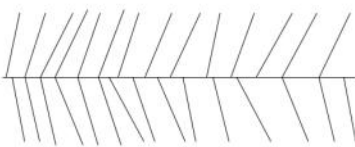
Pattern: gnome pano 001 sq

Archive: Opal Queen




Pattern: happy birthday pano 001

Archive: Opal Queen




Pattern: herringbone

Archive: Opal Queen



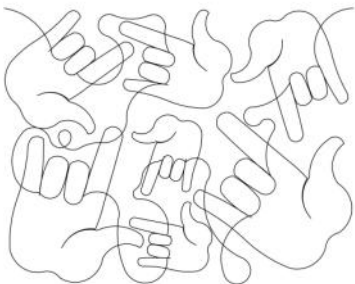
Pattern: hockey attack

Archive: Opal Queen




Pattern: holly spray pano 001

Archive: Opal Queen




Pattern: iloveupano sq

Archive: Opal Queen




Pattern: leaf pano 013

Archive: Opal Queen



Pattern: lucianna pano 001

Archive: Opal Queen




Pattern: noahs arc pano 001

Archive: Opal Queen



Pattern: olivia pano 001

Archive: Opal Queen




Pattern: pine tree pano 001

Archive: Opal Queen



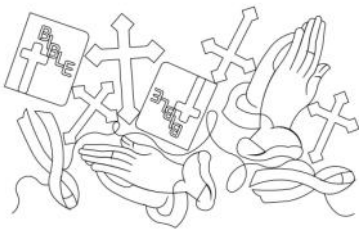
Pattern: randy pano 001

Archive: Opal Queen



Pattern: raven pano 001

Archive: Opal Queen



Pattern: religious pano 003

Archive: Opal Queen



Pattern: ride into the sunset 9

Archive: Opal Queen




Pattern: rockbridge elem bear

Archive: Opal Queen




Pattern: rockbridge elementary

Archive: Opal Queen




Pattern: snowman mitten pano sq

Archive: Opal Queen




Pattern: water pano 001

Archive: Opal Queen



Pattern: whale pano 001 sq

Archive: Opal Queen




Pattern: wow pano 001


Archive: Opal Queen

Panos Cont.

Border and Border Corner Sets



Lacey Dresden Plate



Longarm Tip of the Month


Quilting for Christmas gifts keeps most of us at a frantic pace at this time of year. To keep your sewing room from turning into an overwhelming mess, try some of these tips while your machine is running:

Gather all the spools of thread from all over your flat surfaces and sort them out by color. Spend 5 minutes each day putting away thread. Anything you're about out of, add to your "re-order" list.

Sit down and examine all those bits and pieces of batting, previously determined "too big to throw away". Now is a good time to either measure and label them....or bag them up to donate to a church, day care, or nursing home for crafters.

Buy a roofer's magnet (available at Home Depot, Lowes, and many hardware stores) and sweep your floor for dropped pins.

Wedding Ring Layout



Pattern Type	Size	Name of Existing Pattern for Modification	Name to be included in pattern	Attach good photos of quilt and blocks	Style you're going for. Other patterns you're using in the quilt, etc.
Block #1					
Block #2					
Block #3					
Border & Border Corner #1					
Border & Border Corner #2					
Border & Border Corner #3					
Triangle-Equilateral (all sides equal and all angles are 60 degrees)					
Triangle-Isosceles (two equal sides and two equal angles)					
Triangle-Scalene (no equal sides & no equal angles)					
Sash					
Point-to-Point					
Edge-to-Edge—Directional					
Edge-to-edge-Non Directional					
Edge-to-Edge-Interlocking					
Edge-to-Edge-Squared					

Important things to consider and include with your design request:

When you take photos of the quilt and/or quilt block, the camera should be parallel to the quilt (we need a straight on shot). If we have to draft out the block, it helps a lot to capture correct angles.


If you want an existing pattern modified, we need the exact pattern name. (We cannot modify another designer's pattern, so please don't ask us to do that.)

Style you're going for: If you want celtic, but don't tell us and we make floral, no one will be happy.

If you want a name included in the pattern, you need to double check the spelling before you submit the request. If you find out after the pattern has been designed that you requested the pattern with incorrect spelling, your submission of the correct name spelling goes to the end of the drawing list, causing a delay for you.

If your machine has a short throat, please make sure you tell us the largest amount of the fabric your machine has access to quilt.

More Beatrice



Favorite Longarm Supplies Vendors:

We've had many questions from new longarm quilters about the best places to buy their supplies. So, we thought we'd provide a list of our favorite vendors. This is not an exclusive list...you may already have other vendors who take care of your longarm supply needs...and we're not trying to convert anybody.

Superior Thread: I buy King Tut Thread in the 2000 yard cones, although they have poly thread as well. They sell wholesale only, so you'll need your sales tax certificate to set up an account. They have an amazing selection of thread. They have fabulous customer service and an easy online account set up process. They also ship internationally! <http://www.superiorthreads.com>

Checker Distributing: Wholesale Only.....I have rarely looked in vain for anything quilt related on their site. Shopping for supplies can be addicting! Shipping is charged on large items, but not on items such as pins, needles, thread, books, scissors, or most other notions. They do charge shipping on bolts of fabric, luggage, cutting mats, Ott Lights, etc. <http://www.checkerdist.com>

SouthStar Supply Company: They have scissors, snips & holsters, bobbins, pattern making supplies, rotary cutters, mats, knives, sharpeners, notions, needles, pins, ergonomics, safety, & handling supplies, steamers, machine oil, spot lifters, silicone.....and they are very nice people to work with. <http://www.southstarsupply.com>

Quilter's Dream Batting: I have pretty much stopped purchasing rolls of batting. I find it easier to maintain an accurate inventory of batting, and it stores well. Unlike some packaged batting, I don't find that the QD batting is distorted, and so it doesn't require a trip through my dryer before I can use it. Some of my best friends who also have longarm quilting businesses stock packaged batting as well as batting on a roll. We agree that these people are easy to work with! <http://www.quiltersdreambatting.com>

Quilted Memories: This Hobbs Batting distributor is only a quick phone call away. She ships UPS or Fed Ex. UPS costs a bit more, but since they'll put my packages inside my garage rather than leaving it out on my front porch, I don't mind that extra cost. This lady (Lyn Heilman) makes it happen! When I find myself in a batting crunch, she's there for me! Just gotta love that! (Plus she provided all the classroom batting for the SUGAR 2010 Conference this past summer). <http://www.quiltedmemoriesllc.com>

Virginia Longarm: I buy the dress bag and the 3-sided zipper totes to deliver my quilts to customer. They bring their next quilt to me in their bag. When I arrive at our guild meetings, laden with my purple bags, people say it looks like Christmas. Their quilts stay clean and it adds a little extra class and professionalism to my business. <http://www.virginialongarm.com> or call toll free at 855-566-4276.